

EYE SAFETY

cleadew SL is highly effective against infection-causing organisms, but it ensures safety to the corneal epithelium.

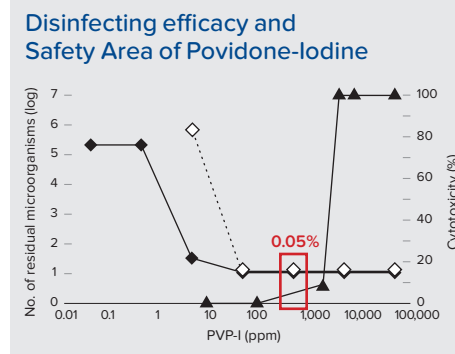
Povidone-iodine has a high disinfecting efficacy against bacteria and viruses, while still maintaining a safety level of the corneal impact.

cleadew SL contains 0.05% povidone-iodine. It maintains a disinfecting efficacy and a low level of cytotoxicity.

Staphylococcus aureus (◆) *Candida* (◇)
Human corneal epithelial cells (▲)

Left axis: Povidone-iodine with 50 to 500 ppm exerts sufficient disinfectant effect.
Right axis: The level of 2000 ppm or less indicates lower cornea cytotoxicity.

R. Yanai et al. / Contact Lens & Anterior Eye 29 (2006) 85–91

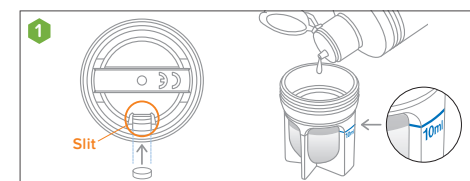


PRODUCT LINEUP

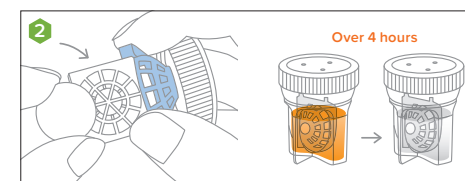


- Disinfecting solution:** 400mL × 1
Povidone-iodine (0.05%)
- Specified lens case:** 1
- Neutralizing and cleaning tablet:** 40 tablets
Sodium sulfite
Proteolytic enzyme

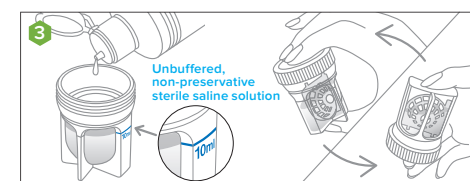
HOW TO USE



Place one neutralizing/cleaning tablet into the slit in the side of the lens case. Fill the case with the disinfecting solution up to the reference line.
Always use the supplied lens case with slit.



Immerse the lenses in the case and close the lid.
Soak the lenses for over four hours.



Discard the solution, fill the case with unbuffered, non-preservative sterile saline solution* to the reference line, and close the lid. Gently shake the case to rinse the lenses well. Repeat the above operation. Then, wear the lenses.

×2
Perform the same step twice.

CAUTION

*Avoid using saline or MPS solutions containing sodium chlorite as a preservative or disinfectant.

cleadew SL ADVANCED CARE SYSTEM

FOR SCLERAL
CONTACT LENSES



Ophtecs

FEATURE 1
Clean

Strong cleaning effect ensures comfortable wear

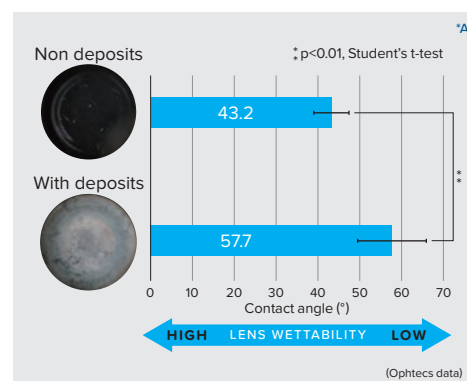
Cleaning is essential for comfortable lens wear

A report shows that deposits on the lens reduce lens wettability, which leads to discomfort during lens wear.^{*1}

To ensure comfortable lens wear, the deposits need to be completely removed from the lens.

^{*1} Bourassa S et al. / J Am Optom Assoc 60(8),1989; 584–590

^{*A} Test method: ISO-PBS is dropped on a RGP lens after wearing and the contact angle is measured.



cleadew SL, which contains both a proteolytic enzyme and an anionic surfactant, effectively removes protein and lipid deposits from lenses.

This prevents the decreasing of wettability of the lens to allow users to wear it comfortably every day.

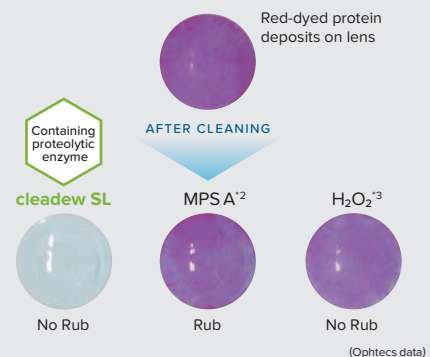
^{*2} MPS A: chlorhexidine gluconate(CHX) + polyaminopropyl biguanide(PAPB)

^{*3} H₂O₂: Hydrogen peroxide system with catalase


^{*B} Test method: Adhere protein deposits the RGP lens and carry out care with each care product. Dye the leftover deposits in red before confirming the leftover counts.

^{*C} Test method: Adhere compounding lipid deposits onto the RGP lens and carry out care with each care product. The remaining deposits are evaluated.

Cleaning efficacy against protein deposits^B



Cleaning efficacy against lipid deposits^C



FEATURE 2
Disinfect

Povidone-Iodine disinfects infection-causing organisms

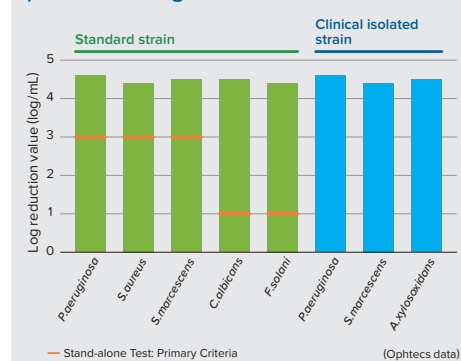
The disinfecting component povidone-iodine, which has a wide antibacterial spectrum, is highly effective against various bacteria, fungi, biofilm-forming bacteria, and Acanthamoeba which is hard to disinfect. This allows users to reduce the risk of development of ocular infection so users can wear their lenses without any anxiety.

^{*D} Test method: 1.0×10⁵–10⁶ cfu/mL of the test strains are inoculated in disinfectant and left to stand for 5 minutes. After neutralization, the remaining live strains are counted.

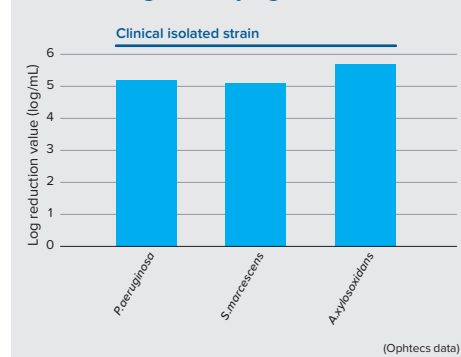
^{*E} Test method: 1.0×10⁷ cfu/well of the test strains are inoculated on the plate for 24 hours to form a biofilm. Disinfectant is added to it and allowed to stand for 5 minutes. After neutralization, the remaining live strains are counted.

^{*F} Test method: [Trophozoite] Trophozoites (1.0×10⁵/mL) are inoculated in disinfecting solution and allowed to stand for 5 minutes. After neutralization, the viable amoebae are counted. [Cyst] Cyst (1.0×10⁵/mL) are inoculated in disinfecting solution and allowed to stand for the prescribed period. After neutralization, the viable amoebae are counted. [Trophozoite] S. Kilvington et al. / Comparative Antimicrobial Efficacy of a Novel Povidone Iodine Rigid Gas Permeable (RGP) Contact Lens Disinfection System./NCC2018 [Cyst] P. Cho et al. / Contact Lens & Anterior Eye 41 (2018) 542–546

Disinfecting efficacy against planktonic organisms^D

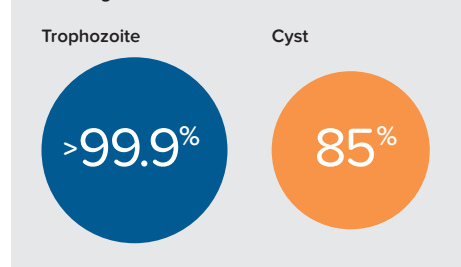


Disinfecting efficacy against biofilm^E



Disinfecting efficacy against Acanthamoeba^F

Percentage kill of *Acanthamoeba castellanii*

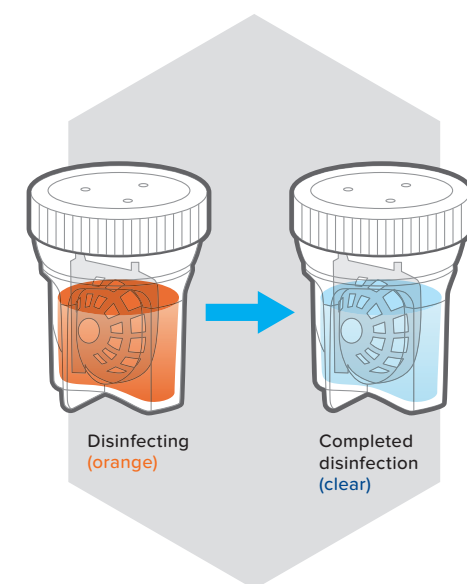


FEATURE 3
Simple

No need to rub! Easy, one-step care

While **cleadew SL** offers high performance, it has easy care system: only putting lenses in a storage case, and inserting a neutralizing tablet and disinfecting solution into the lens case.

Through the visual indication of a complete disinfection, anyone can carry out the correct lens care with ease.



WORLD'S
First

Disinfecting,
cleaning, and
neutralizing
system for scleral
contact lenses